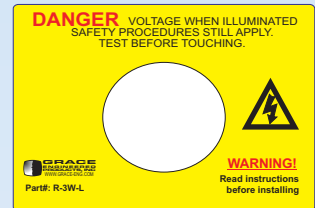


## Voltage Indicator Installation Accessories Product Data Sheet

**Put  
It  
Where  
You  
Want  
It**




A SafeSide® voltage indicator installation accessory can help you identify and safely locate your SafeSide® voltage indicator.




**Part#: R-3W-L**  
Warning Nameplate (3"W x 2.3"H)



**Part#: R-3W-DIN**  
See voltage sources inside your panel with our DIN rail bracket. (3"W x 2.3"H x 2.5"D)




**Part#: R-3W-NPT125**  
30mm to 1 1/4" NPT conduit adapter.



**Part#: R-3W-NPT150-NP**  
Warning plate flange for 1 1/2" NPT conduit.  
Die-cast AL with female threads.  
(Ships with right hand & left hand nameplates.)



**Part#: R-3W-DR-C6**  
Door mount kit for additional voltage protection. Includes a 30mm adapter and 6' of NW10 flexible conduit. (With bending radius, allow for 4.5" depth into panel)



**Changing the way you think and act around hazardous voltages**

**Warning:** Verify an electrical conductor has been de-energized using an adequately rated voltage detector before working on it. Follow appropriate Energy Control (Lockout/Tagout) procedures as per OSHA Subpart S; the current edition of NFPA 70E; and the current edition of CSA Z462.